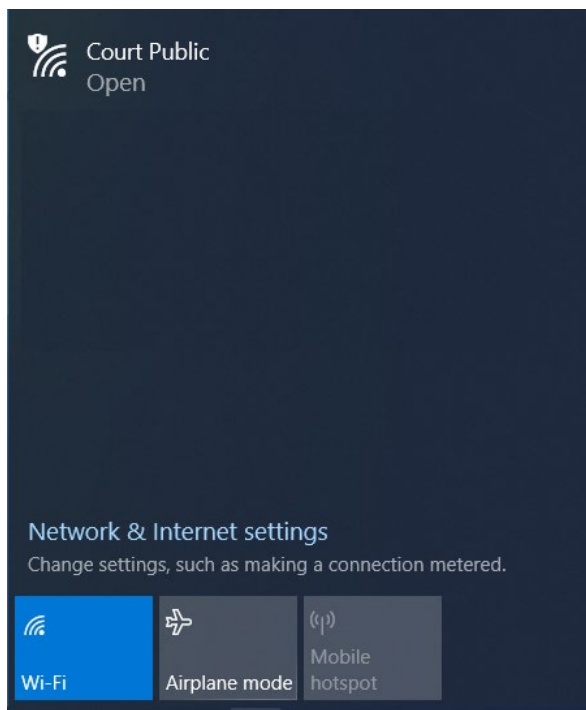


Superior Court of California, County of Solano

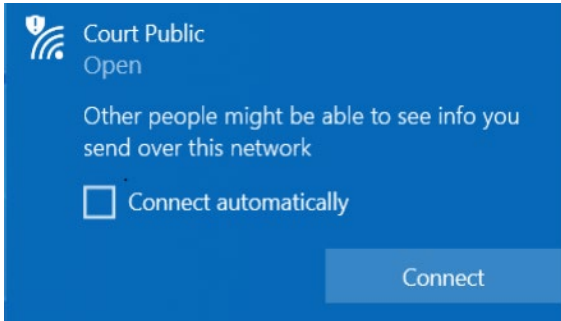
Wireless Access: Windows 10

The court provides a free Internet access point or "hot spot" for the benefit of the Public (during normal business hours) that have portable computers capable of receiving wireless signals. This will allow users to access the Internet from their laptop computers when sitting within range of an access point. The following is a step by step instructional on how to connect to the wireless network using Windows 7.

Click the **Network and Sharing Center** icon in the system tray to show the list of available Wi-Fi connections.




Select **Court Public** and click **Connect**. NOTE: You may be warned about connecting to an unsecured network.

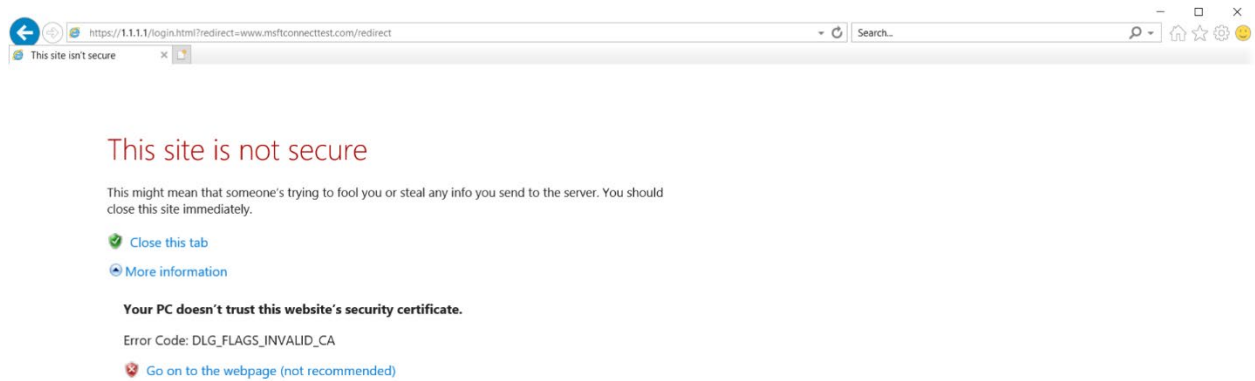


It may take a few moments to connect.

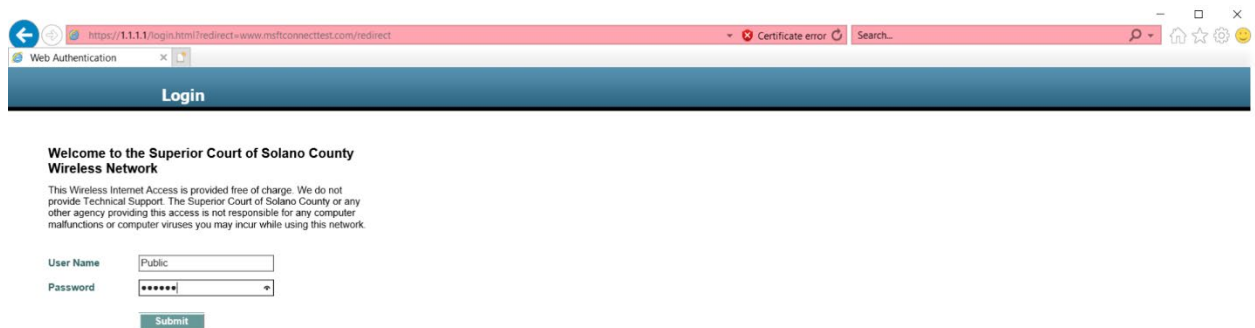
When connected, you may see the following prompt.



Open your browser, where you will see a warning about the security certificate.
Click **Continue to this Website (not recommended)**.



Enter **Public** as the User Name and **Solano** as the Password at the Login screen.
NOTE: Both User Name and Password are case sensitive.



You are now connected to the Internet and will be greeted with the homepage for the Superior Court of California, County of Solano.



You may also see the following pop-up window. If so, click the **Logout** button to end your session when you are finished browsing. If you do not see this window, you can browse to <https://1.1.1.1/logout.html> to end your session.

